



## INLINE 6X12 CHAIN LINK FENCE PANEL

Inline 6x12 fence panels are easy to use with pre-galvanized zinc finish and vertical support, hardware options available.



### SPECIFICATIONS




#### DIMENSIONS

Length: 12ft.  
Height: 6ft.



#### WEIGHT

45 lbs.



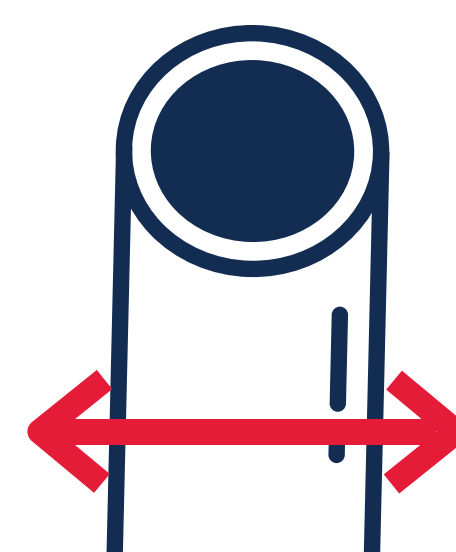
#### MATERIAL

Steel




#### FINISH

Pre-Galvanized  
(Zinc Treated)



#### TUBE OD

1-3/8 in.



#### GAUGE

16 ga