


# VERSA PEDESTRIAN GATE

Versa pedestrian gates are specially welded for durability and arrive assembled. Includes hinges and a latch.



## SPECIFICATIONS




**DIMENSIONS**

Length: 4 ft.  
Height: 6 ft.



**WEIGHT**

25 lbs.



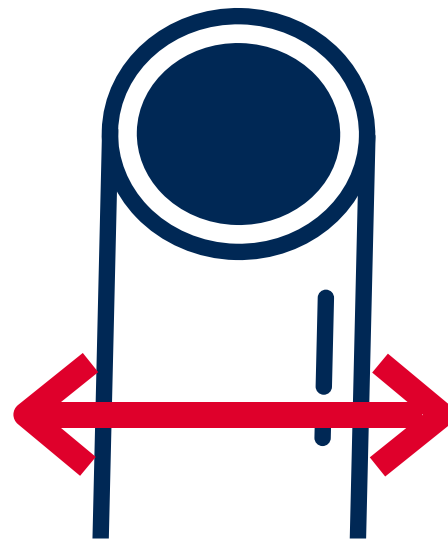
**MATERIAL**

Steel




**FINISH**

Pre-Galvanized  
(Zinc Treated)



**TUBE OD**

1-3/8 in.



**GAUGE**

16 ga